



# *Simplifying guided surgery* from planning to placement

Neoss® Guide Kits –  
Hard Stop and Flexible



New dental implant guided surgery kits  
designed for efficiency, access and confidence.

Intelligent Simplicity

# Neoss<sup>®</sup> Guide Kits – Hard Stop and Flexible



# Guided surgery – *simplified for every clinical workflow*

One system. Two approaches. Designed to give clinicians greater control, flexibility and confidence in implant placement.

Modern implant dentistry demands more than precision. It requires a workflow that is efficient, intuitive and adaptable across a wide range of clinical scenarios.

The Neoss® Guide Kit is designed to streamline guided implant placement by reducing complexity at every stage. With a newly engineered hub and drill system, shorter instruments and a simplified protocol, clinicians can move seamlessly from digital planning to surgical execution.

## Key benefits

- ✔ Streamlined workflow with fewer components and simplified handling
- ✔ Shorter instruments for improved access in all clinical situations
- ✔ One system compatible across all Neoss implant ranges



Neoss® Guide Kit  
Ø3.25 – Ø5.0 G5 Hard Stop



Neoss Guide Kit  
Ø3.25 – Ø5.0 G3/5/7 Flexible

# Two approaches.

## One predictable outcome.

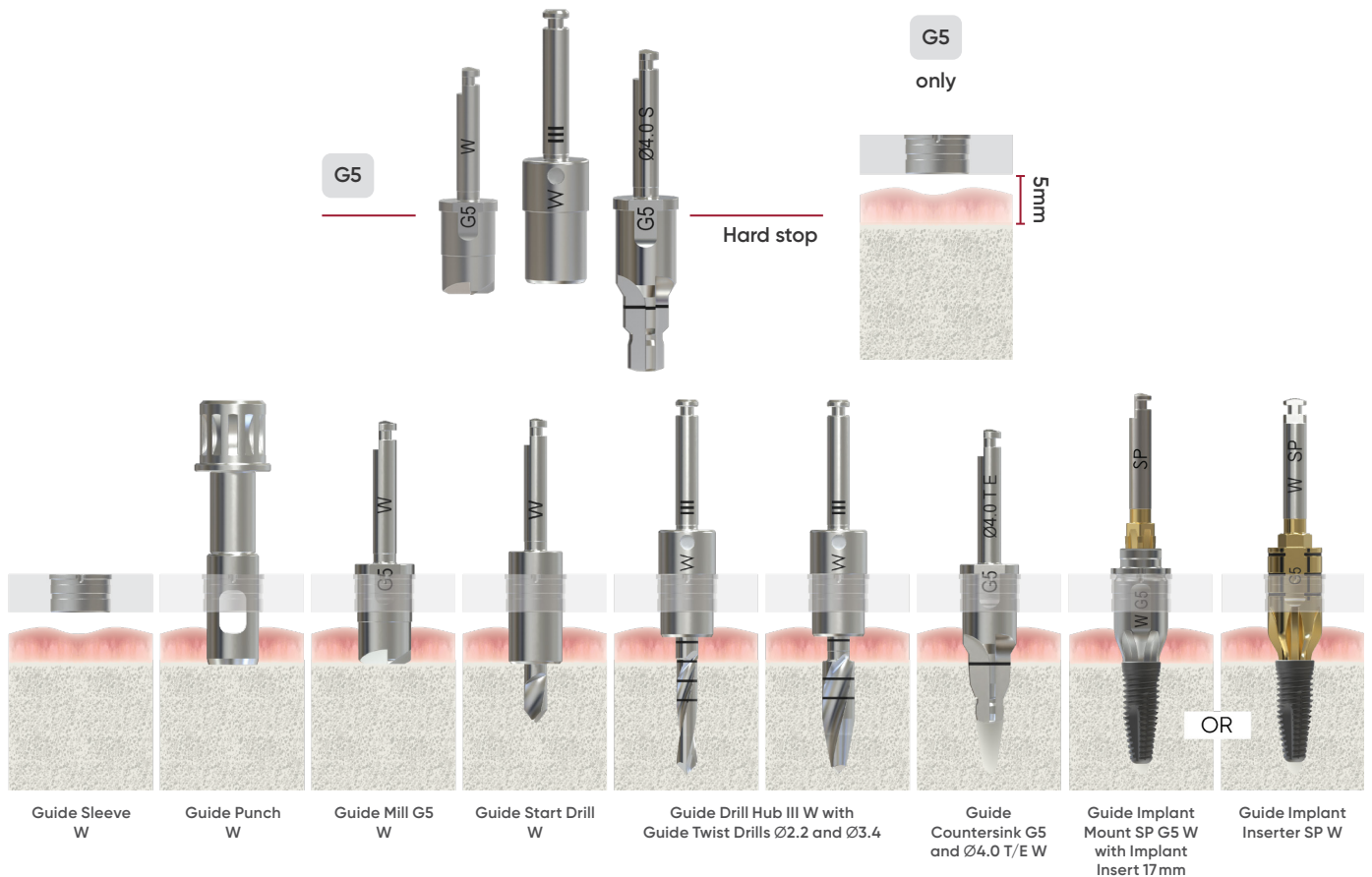
Whether you prioritise simplicity or flexibility, the new Neoss Guide Kit adapts to your clinical preference, delivering efficiency and consistency in every workflow.

### Hard Stop

#### Maximum control. Simplified execution.

The Hard Stop approach provides built-in depth control on every bone-cutting instrument. With a fixed G5 (5 mm) sleeve offset and an intuitive drilling sequence, clinicians can achieve precise, repeatable implant placement with minimal complexity.

- ✓ Built-in hard stops for controlled depth and precision
- ✓ Fixed G5 offset for simplified workflow
- ✓ Predictable outcomes across routine and full-arch cases



### From planning to placement, simplified

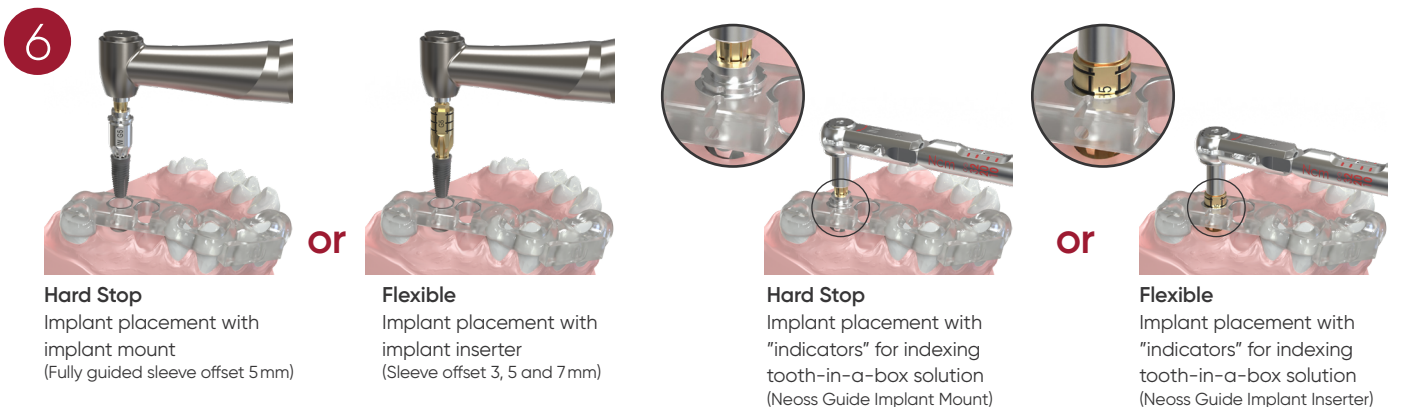
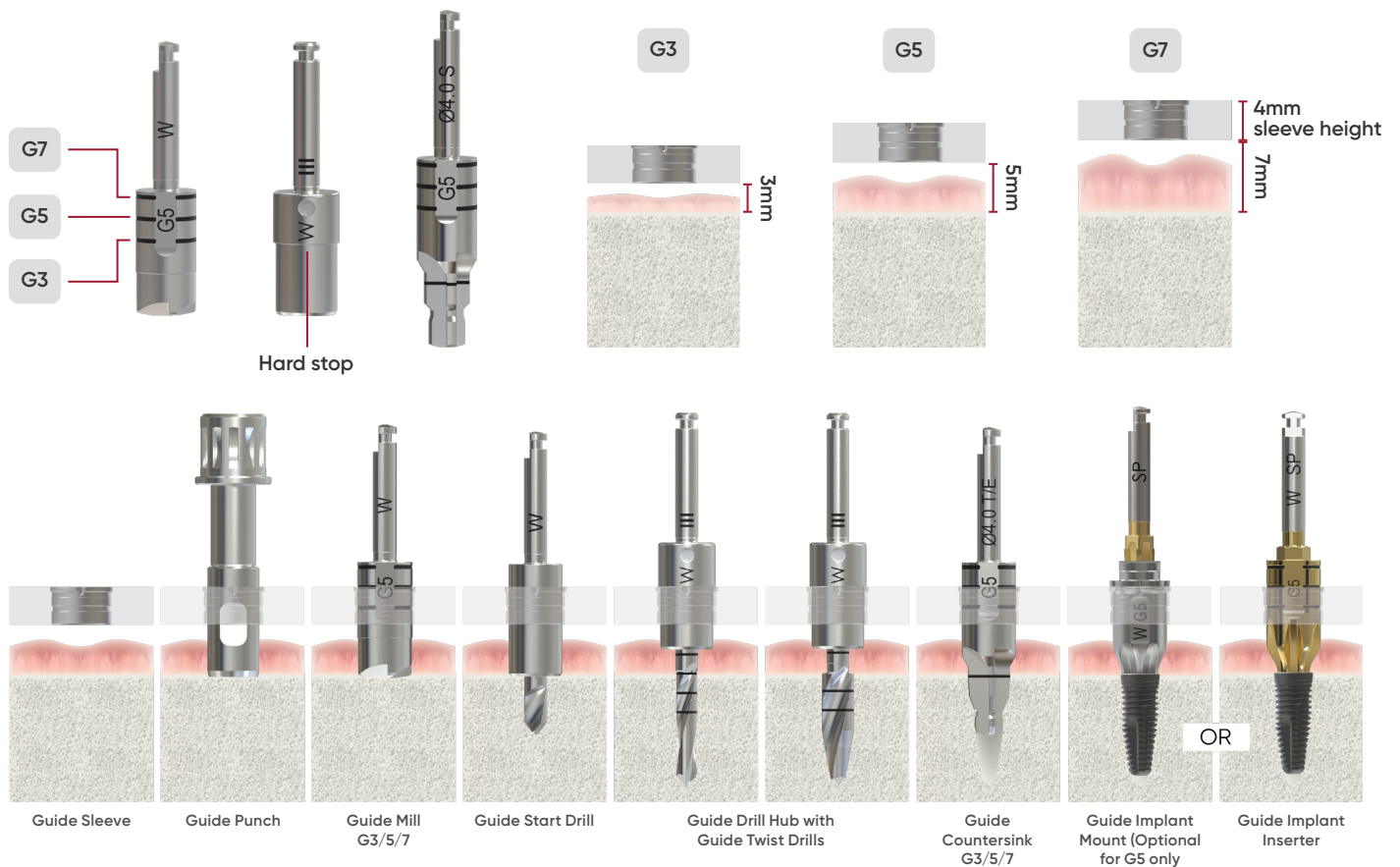


## Flexible

### Adaptability for every clinical scenario.

The Flexible approach offers greater versatility by allowing clinicians to work across multiple sleeve offsets (G3, G5 and G7). This enables tailored treatment planning and execution across a wider range of indications, using a single, unified system.

- ✓ Multiple offset options for clinical flexibility
- ✓ Adjustable depth control for customised workflows
- ✓ One kit suitable for diverse case types



# Neoss® Guide Kit Ø3.25 – Ø5.0 Hard Stop

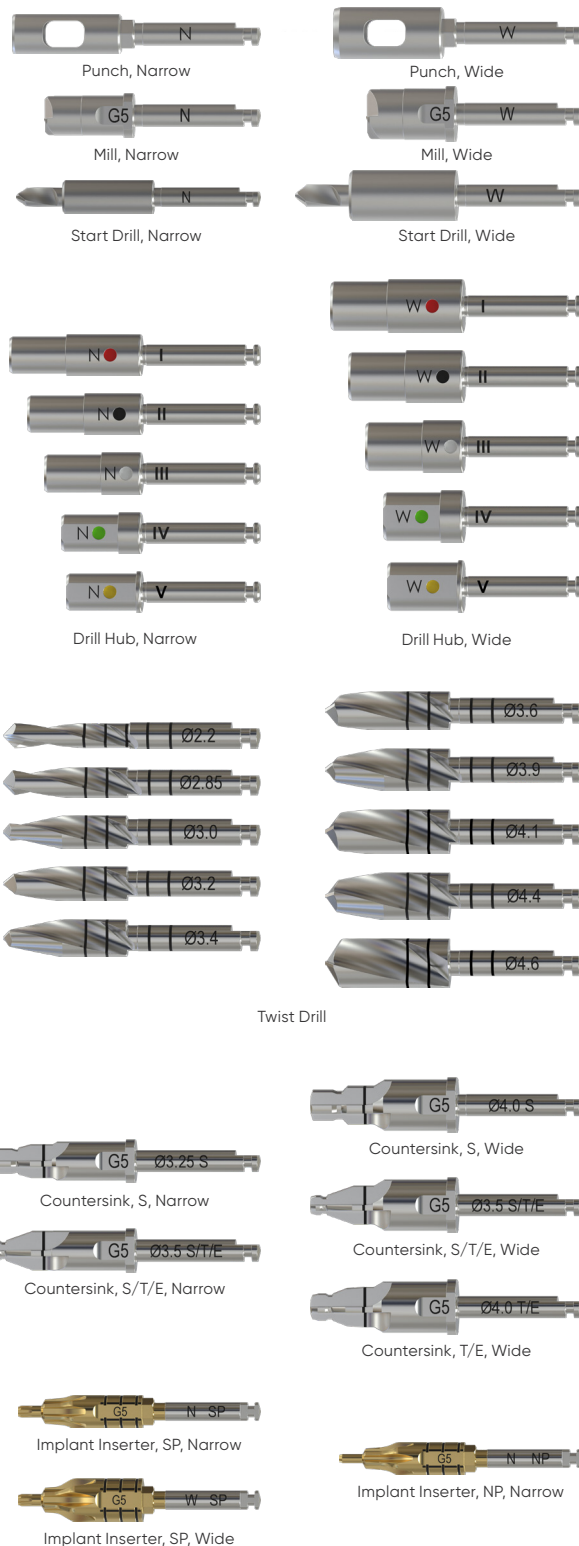
Art. No.	Description
51200	Neoss Guide Kit Ø3.25 – Ø5.0 G5 Hard Stop
51260	Neoss Guide Instrument Kit <i>(refer to back cover)</i>

**51200 includes:**

Art. No.	Description
51201	Neoss Guide – Punch – Narrow
51246	Neoss Guide – Mill – Narrow G5
51203	Neoss Guide – Start Drill – Narrow
51204	Neoss Guide – Punch – Wide
51247	Neoss Guide – Mill – Wide G5
51206	Neoss Guide – Start Drill – Wide
51207	Neoss Guide – Drill Hub I, Narrow
51208	Neoss Guide – Drill Hub II, Narrow
51209	Neoss Guide – Drill Hub III, Narrow
51210	Neoss Guide – Drill Hub IV, Narrow
51211	Neoss Guide – Drill Hub V, Narrow
51212	Neoss Guide – Drill Hub I, Wide
51213	Neoss Guide – Drill Hub II, Wide
51214	Neoss Guide – Drill Hub III, Wide
51215	Neoss Guide – Drill Hub IV, Wide
51216	Neoss Guide – Drill Hub V, Wide
51217	Neoss Guide – Twist Drill, Ø2.2 × 7 – 15 mm
51218	Neoss Guide – Twist Drill, Ø2.85 × 7 – 15 mm
51219	Neoss Guide – Twist Drill, Ø3.0 × 7 – 15 mm
51220	Neoss Guide – Twist Drill, Ø3.2 × 7 – 15 mm
51221	Neoss Guide – Twist Drill, Ø3.4 × 7 – 15 mm
51222	Neoss Guide – Twist Drill, Ø3.6 × 7 – 15 mm
51223	Neoss Guide – Twist Drill, Ø3.9 × 7 – 15 mm
51224	Neoss Guide – Twist Drill, Ø4.1 × 7 – 15 mm
51225	Neoss Guide – Twist Drill, Ø4.4 × 7 – 15 mm
51226	Neoss Guide – Twist Drill, Ø4.6 × 7 – 15 mm
51249	Neoss Guide – Countersink, Ø3.25 S – Narrow G5
51250	Neoss Guide – Countersink, Ø3.5 S/T/E – Narrow G5
51251	Neoss Guide – Countersink, Ø3.5 S/T/E – Wide G5
51252	Neoss Guide – Countersink, Ø4.0 S – Wide G5
51253	Neoss Guide – Countersink, Ø4.5 S – Wide G5
51254	Neoss Guide – Countersink, Ø5.0 S – Wide G5
51255	Neoss Guide – Countersink, Ø4.0 T/E – Wide G5
51256	Neoss Guide – Countersink, Ø4.5 T/E – Wide G5
51257	Neoss Guide – Countersink, Ø5.0 T/E – Wide G5
51238	Neoss Guide – Implant Inserter, SP, Wide
51239	Neoss Guide – Implant Inserter, SP, Narrow
51240	Neoss Guide – Implant Inserter, NP, Narrow
51241	Neoss Guide Kit System Box



Neoss Guide Kit  
Ø3.25 – Ø5.0 G5 Hard Stop



# Neoss® Guide Kit Ø3.25 – Ø5.0 Flexible


Art. No.	Description
51258	Neoss Guide Kit Ø3.25 – Ø5.0 G3/5/7 Flexible
51260	Neoss Guide Instrument Kit <i>(refer to back cover)</i>

## 51258 includes:

Art. No.	Description
51201	Neoss Guide – Punch – Narrow
51202	Neoss Guide – Mill – Narrow G3/5/7
51203	Neoss Guide – Start Drill – Narrow
51204	Neoss Guide – Punch – Wide
51205	Neoss Guide – Mill – Wide G3/5/7
51206	Neoss Guide – Start Drill – Wide
51207	Neoss Guide – Drill Hub I, Narrow
51208	Neoss Guide – Drill Hub II, Narrow
51209	Neoss Guide – Drill Hub III, Narrow
51210	Neoss Guide – Drill Hub IV, Narrow
51211	Neoss Guide – Drill Hub V, Narrow
51212	Neoss Guide – Drill Hub I, Wide
51213	Neoss Guide – Drill Hub II, Wide
51214	Neoss Guide – Drill Hub III, Wide
51215	Neoss Guide – Drill Hub IV, Wide
51216	Neoss Guide – Drill Hub V, Wide
51217	Neoss Guide – Twist Drill, Ø2.2 × 7 – 15 mm
51218	Neoss Guide – Twist Drill, Ø2.85 × 7 – 15 mm
51219	Neoss Guide – Twist Drill, Ø3.0 × 7 – 15 mm
51220	Neoss Guide – Twist Drill, Ø3.2 × 7 – 15 mm
51221	Neoss Guide – Twist Drill, Ø3.4 × 7 – 15 mm
51222	Neoss Guide – Twist Drill, Ø3.6 × 7 – 15 mm
51223	Neoss Guide – Twist Drill, Ø3.9 × 7 – 15 mm
51224	Neoss Guide – Twist Drill, Ø4.1 × 7 – 15 mm
51225	Neoss Guide – Twist Drill, Ø4.4 × 7 – 15 mm
51226	Neoss Guide – Twist Drill, Ø4.6 × 7 – 15 mm
51227	Neoss Guide – Countersink, Ø3.25 S – Narrow G3/5/7
51228	Neoss Guide – Countersink, Ø3.5 S/T/E – Narrow G3/5/7
51248	Neoss Guide – Countersink, Ø3.5 S/T/E – Wide G3/5/7
51229	Neoss Guide – Countersink, Ø4.0 S – Wide G3/5/7
51230	Neoss Guide – Countersink, Ø4.5 S – Wide G3/5/7
51231	Neoss Guide – Countersink, Ø5.0 S – Wide G3/5/7
51232	Neoss Guide – Countersink, Ø4.0 T/E – Wide G3/5/7
51233	Neoss Guide – Countersink, Ø4.5 T/E – Wide G3/5/7
51234	Neoss Guide – Countersink, Ø5.0 T/E – Wide G3/5/7
51238	Neoss Guide – Implant Inserter, SP, Wide
51239	Neoss Guide – Implant Inserter, SP, Narrow
51240	Neoss Guide – Implant Inserter, NP, Narrow
51241	Neoss Guide Kit System Box




Neoss Guide Kit  
Ø3.25 – Ø5.0 G3/5/7 Flexible



## 51260 includes:

### Instruments

Art. No.	Description
51121	Ratchet
51144	Wrench Adapter
51137	Implant Inserter, SP 17mm
51126	Manual Handle
51139	Neo Screwdriver, Machine 22mm



### Guide Sleeves

Guide Sleeves can be ordered separately for Guide.

Art. No.	Description
51242	Neoss Guide – Open Sleeve, Narrow – 5 pcs
51243	Neoss Guide – Closed Sleeve, Narrow – 5 pcs
51244	Neoss Guide – Open Sleeve, Wide – 5 pcs
51245	Neoss Guide – Closed Sleeve, Wide – 5 pcs



### Implant Mounts (Optional)

Implant Mounts are optional and can be ordered separately.

Art. No.	Description
51235	Neoss Guide – Implant Mount, NP, Narrow G5
51236	Neoss Guide – Implant Mount, SP, Narrow G5
51237	Neoss Guide – Implant Mount, SP, Wide G5



Neoss Guide add-on kits allow you to add components or convert between workflows, with 51261 providing Countersinks and Mill G3/5/7 for flexible mode, and 51259 providing Countersink and Mill G5 for hard stop mode. Please contact your local Neoss representative for available options.

Order your products  
24/7 in our Online Stores



Australia  
at [shop-au.neoss.com](http://shop-au.neoss.com)



New Zealand  
at [shop-nz.neoss.com](http://shop-nz.neoss.com)

### AUSTRALIA & NEW ZEALAND OFFICE

#### Neoss Australia Pty. Ltd

G04 Ground Floor North Tower, John Oxley Centre  
339 Coronation Drive, Milton Qld 4064, Australia  
T: +61 7 3216 0165  
E: [info.au@neoss.com](mailto:info.au@neoss.com)

17599\_0 AU\_NZ 26-05 © Neoss Australia Pty. Ltd, 2026. Copyrights, design rights and trademarks, Neoss documents, software and designs may not be reprinted, copied or published in whole or part, without the written authorisation of Neoss Group. Neoss and the N logo are registered trademarks of Neoss Group. Product images are not necessarily to scale.